

# Home Learning



*Learn, Live, Believe*



This information booklet is to help and guide you through the online platforms which will be used to provide your child with home learning tasks. The children are familiar with these platforms however younger children will require assistance to login to be able to access their work.

Links to the digital platforms can also be found on our web site under the Parents section and Home Learning @ StB.

Thank you for working alongside us to be able to continue your child's learning journey.

### Google Classroom Directions for Parents

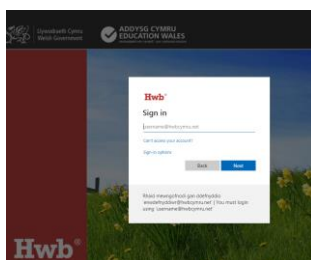


Google Classroom is a web-based learning environment. When logged into Google Classroom, students can collaborate with their peers and teachers. Google Classroom offers a digital safe space for students to view class announcements, view posted assignments, and turn in completed work.

1. Using your internet browser go to [hwb.gov.wales](http://hwb.gov.wales)

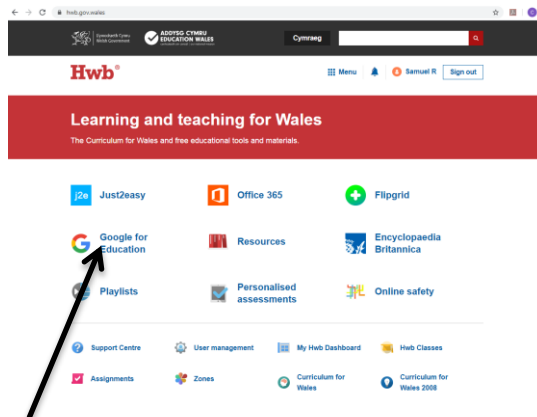


2. Click on Log in on the top right corner
3. This will take you to a login screen where you will need to enter your child's Hwb email address and password.

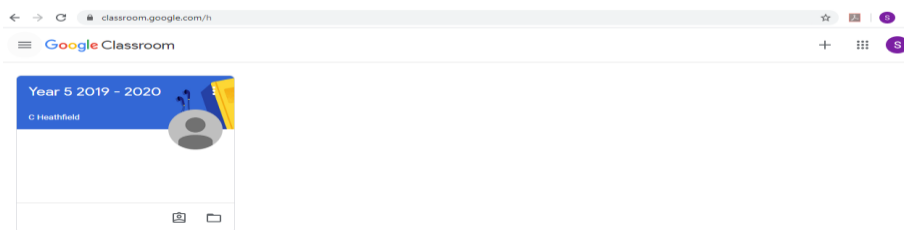


All email addresses use the same format: [username@hwbcymru.net](mailto:username@hwbcymru.net) followed by entering the password. All email addresses and passwords have been sent home or can be found in your child's home learning book.

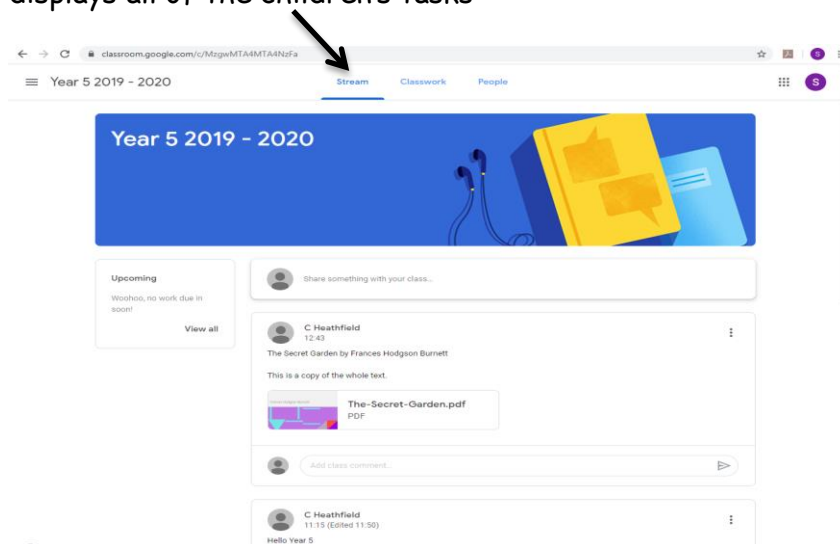
4. You will then be taken to a HWB home screen where you will need to select Google for Education



5. This will direct you to your child's Google classroom. This will take you to the Google Classroom home screen. Click on the classroom .



6. There will be a news stream where the children will find their assignments, instructions and comments from their teacher. There is also a Classwork tab which displays all of the children's tasks



7. Once an assignment has been completed by a child it will appear in the classwork section of Google classroom. They must remember to "Hand in" their task.

8. Click on the assignment and on the left hand side of the screen there will be a box with "Hand in". Click on this to submit the completed work.

The screenshot shows a Google Classroom interface. At the top, the browser address bar displays 'classroom.google.com/c/MzgwMTA4MTA4NzFa/a/NDA0MjExODQ4MjRa/details'. The page title is 'Year 5 STEAM 2020' with '100 points' indicated. The teacher is 'R Whitehurst' and the date is '6 Jan'. A 'Your work' section on the right shows an assigned Google Slides file 'Samuel Rees - Yea...' with a 'Hand in' button. A blue arrow points from the 'Hand in' button to the 'Hand in' text in the instruction above. Below the assignment, there are sections for 'Class comments' and 'Private comments'.

**My Maths (Year 1 -Year6) [www.mymaths.co.uk](http://www.mymaths.co.uk)**

- Children's mathematics work will be assigned via My Maths. There is a 2 step login to My Maths.

School user name: stbernadettes4

School Password: Divide47

- You will then need to login in to your child's personal learning portal with their unique My portal user name and My portal password.

The screenshot shows the 'My Maths' portal login page. The browser address bar displays 'app.mymaths.co.uk/myportal/library/11'. The page has a dark blue header with 'Log out', 'Help', and 'Assessment Manager' links. A search bar and a green 'My portal login' button are visible. Below the header, there is a 'Select Curriculum' section with 'National Curriculum (Eng)' selected. A 'Library' section shows 'Latest' and 'KS2 SATs booster' options. A 'Filter' dropdown is set to 'Year 5'. A message at the bottom states 'No data matching filter'.

There will be a selection of tasks which have been set as well as mathematical games that will reinforce number skills.

**Active Learn [www.activelearnprimary.co.uk](http://www.activelearnprimary.co.uk)**

Active Learn contains all your children's reading material. Within their reading books there are comprehensions questions that the children will need to complete.

User name:

Password:

School Code: r67q

